




Products & components



Guldmann™

Ceiling hoist system

GH3 Lifting modules 4

GH3	.5
GH3+	.5
GH3/GH3+ with drive motor	.5
GH3 Twin	.5
Optional modules for GH3+	.6
– CLM module – standard	
– CLM module – online	
– Scale module	
– Scale Class III module	
– Service module	
– Trainer module	
Technical specifications	.14

GH1 Lifting modules 8

GH1	.9
GH1 Q	.9
GH1 F	.10
Technical specifications	.14

GHZ Lifting module 12

GHZ	.13
Technical specifications	.14

Rails 15

Rails	.15
Wall rail	.18
Components for rail systems	.19
– Brackets	
– Trolleys	
– Components	
Free-standing rail systems	.29

Mobile lifters

GL5.2 Mobile lifter	.30
GLS5.2 Active lifter	.31
Variants – GL5.2 and GLS5.2	.32
GTP1 – Transfer platform	.33

Slings and lifting accessories

ABC Slings – Active	.36
ABC Slings – Basic	.38
ABC Slings – Custom	.40
ABC Slings – Kids	.42
Bariatric slings	.44
Disposable slings	.47
Sizes and fabrics	.52
Turning and handling options	.56
Lifting hanger options	.59
Horizontal lifters	.61
Accessories	.64



Transfer



Treatment



Training

Guldmann is the expert at providing safe, comfortable and efficient solutions to improve the working environment in the healthcare sector where people need to be lifted, moved and positioned as well as mobilized and rehabilitated.

Our prime objective is to make sure that caregivers get more time to provide all-important personal care. We achieve this by enabling them to make all lifting and moving operations as streamlined and efficient as possible at every single stage.

And we do this in ways that meet the exact needs of all concerned. In this specialized field, experience really counts. Guldmann has perfected a comprehensive, modular range of lifting and moving solutions, drawing on more than a quarter of a century of experience in supplying assistive technology products designed to help people live their lives to the full.

The Guldmann approach

We develop and manufacture a wide range of products that take both the caregivers working environment and the user's personal comfort and security into consideration.

We help everyone involved to choose the solutions, products and modules that best meet their needs.

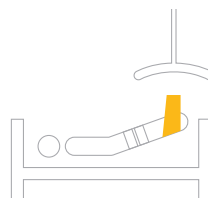
Our products are designed to be combined and used in a wide range of different ways, enabling us to provide you with a complete solution designed to match your current need as well as being well-aligned with the functionality requirements of tomorrow.

We provide analysis tools and expert advice to ensure a well-informed decision. We work with architects, consulting engineers and building contractors – and all the many other professions involved – to ensure that the solutions decided on can be integrated efficiently into both new and existing facilities.

We also help customers by ensuring these solutions are correctly installed. We run training programs that help carers decide on the best solutions for their special needs, and train them in using the system in the safest, most effective way.

We are focused on creating more “time to care” in connection with lifting and moving requirements across the full spectrum of healthcare environments. Our services include support, education, installation and maintenance.

Time to care



Ceiling hoist system

GH3 Lifting modules





reddot design award
honourable mention 2009



1

GH3

Lifting module. User-friendly and extremely powerful and fast lifting module for permanent installation. Lifting capacity 440 or 550 lbs (200 or 250 kg)

2



GH3+

Lifting module similar to GH3, but with options like integrated scale, CareLift Management, service monitoring system and even faster lifting speed. Lifting capacity 440, 550, 600, 660, 770, 825 or 880 lbs (200, 250, 275, 300, 350, 375 or 400 kg).

3



GH3/GH3+ with drive motor

For horizontal movement of the lifting module in the rail system, the GH3 and GH3+ are available with drive motor. They can be operated with standard hand control (with cord) or with optional infra red (IR) remote control.

4



GH3 Twin

Heavy duty lifting module with double lifting strap. Lifting capacity 550, 825 or 1100 lbs (250, 375 or 500 kg).

See table on page 14

Ceiling hoist system

Optional modules for GH3+



5

**CareLift Management
CLM module – standard**

Provides reliable data about the number and types of lift over a given period. This data is available as a downloadable spread for use in standard types of spreadsheet software.

6

**CareLift Management
CLM module – online**

Provides instant overview and will keep track of when and how often any ceiling hoist is used. The CLM data from the hoist units are presented in the CLM Viewer.

7

Service module

Provides information about when the next scheduled safety inspection/service is due. This module also works with the CLM module online.





8

Scale module

Integrated scale module used for weighing of a person when lifted in a sling. The weight of the lifted person is shown on the hand control display.



9

Scale Class III module

The integrated Class III scale is used for weighing of patients in connection with e.g. hospitalization where accurate monitoring of a patient's weight is necessary. The weight is displayed on the hand control.


This is the first Class III approved scale on the market that is integrated into a ceiling hoist fulfilling the conditions for non-automatic weighing instrument in accordance with EU Directive 2014/31/EU.



10

Trainer module

Provides rehabilitation with dynamic weight relief up to 100 kg in steps of 1 kg. Typical rehab exercises with dynamic weight relief in the Trainer Module could be: gait training, balance, sit-to-stand, squat exercises, steps on/over obstacles etc.



Ceiling hoist system

GH1 Lifting modules



GH1 Lifting modules



11

GH1

Lifting module. User-friendly, powerful and fast lifting module for permanent installation and for installation in free-standing rail system. Lifting capacity 385, 450 or 560 lbs (175, 205 or 255 kg). See table on page 14

12



GH1 Q

GH1 Q lifting module with a quick release system which makes it easy to click on and click off the lifting module from the rails for relocating. Lifting capacity 385, 450 or 560 lbs (175, 205 or 255 kg). *GH1Q must not be used in systems with Combi-lock or switch track. See table on page 14*

13



GH1 covers

The GH1 lifting module is delivered standard with a choice of two options.

14



GH1 hand control

GH1 docking station

Ceiling hoist system

GH1 F Lifting module



Ceiling hoist system

GH1 F Lifting module



15

GH1 F
Flexible lifting module that can be moved from one rail system to another. It installs and removes itself automatically from the rail system. Lifting capacity 385, 450 or 560 lbs (175, 205 or 255 kg.).
See table on page 14

16



Travelling trolley for GH1 F
.....551165

17



Transport trolley for GH1 F
GH1 F transport and storage trolley.
.....554273

18



GH1 F hand control

GH1 F docking station


Ceiling hoist system

GHZ Lifting module



Ceiling hoist system

GHZ Lifting module



19

GHZ

A discreet and almost invisible ceiling hoist system. The GHZ lifting module runs inside the traverse rail. This minimizes the built-in dimensions and adds to the lifting height which is often a crucial factor in rooms with lower ceiling heights. Mounted in the wall rails the flexible GHZ traverse rail will automatically compensate for non-aligned (oblique) walls with up to 3" (80 mm). Maximum lifting capacity: 560 lbs (255 kg) See table on page 14

.....556342

20




GHZ hand control

GHZ docking station

Technical specifications

GH Lifting modules, configurations						Options											
Guldmann hoist type	Product line	Load in kg	Number of lifting straps	Number of lifting motors	Number of horizontal drive motors ¹⁾	IR remote ²⁾	Service module	CLM module	Scale module	WiFi module	Class III scale	Trainer module ²⁾	Coating	Excl. Turbospeed	UL	Charg. HC ²⁾	
GH3	(x)	xxx	x	x	x	Configuration code (xxxxx)											
GH3		200	1	1	0 - 1 - 2	•									•		
		250	1	1	0 - 1 - 2	•									•		
	+	200	1	1	0 - 1 - 2	•	•	•	•	•	•	•	•	•	•	•	•
		250	1	1	0 - 1 - 2	•	•	•	•	•	•	•	•	•	•	•	•
		275	1	1	0 - 1 - 2	•	•	•	•	•	•	•	•	•	•	•	•
		300	1	2	0 - 2	•	•	•	•	•	•	•	•	•	•	•	•
		350	1	2	0 - 2	•	•	•	•	•	•	•	•	•	•	•	•
		375	1	2	0 - 2	•	•	•	•	•	•	•	•	•	•	•	•
		400	1	2	0	•	•	•	•	•	•	•	•	•	•	•	•
	Twin	250	2	2	0	•	•	•	•	•	•		•	•	•		
		375	2	2	0	•	•	•	•	•	•		•	•	•		
		500	2	2	0	•	•	•	•	•	•		•	•	•		
GH1		175	1	1	0									•		•	
		205	1	1	0									•		•	
		255	1	1	0									•		•	
	F	175	1	1	0									•		•	
		205	1	1	0									•		•	
		255	1	1	0									•		•	
	Q	175	1	1	0									•		•	
		205	1	1	0									•		•	
		255	1	1	0									•		•	
GHZ		255	1	1	0								•		•		

1) Drive motors are not compatible with UL

2) Not compatible with UL

Rails



1

Rails A/B/C								
Rail A	1 m	2 m	3 m	4 m	5 m	6 m	7 m	8 m
w/ charging liner	550351	550352	550353	550354	550355	550356		
Cut-out for trolley	552535	552536	552537	552538	552539	552540		
w/o charging liner	550670	550671	550672	550673	550674	550675		
Cut-out for trolley	557882	557883	557884	557885	557886	557887		
Rail B	1 m	2 m	3 m	4 m	5 m	6 m	7 m	8 m
w/ charging liner			550359	550360	550361	550362	550363	550364
Cut-out for Combi-lock – short			555620	555621	555622	555623	555624	555625
Cut-out for Combi-lock – long			555614	555615	555616	555617	555618	555619
Cut-out for trolley			552541	552542	552543	552544	552545	552546
w/o charging liner			550677	550678	550679	550680	550681	550682
Cut-out for trolley			557888	557889	557890	557891	557892	557893
Rail C	1 m	2 m	3 m	4 m	5 m	6 m	7 m	8 m
w/ charging liner					550365	550366	550367	550368
Cut-out for Combi-lock – short					555630	555631	555632	555633
Cut-out for Combi-lock – long					555626	555627	555628	555629
Cut-out for trolley					552547	552548	552549	552550
w/o charging liner					550683	550684	550685	550686
Cut-out for trolley					557894	557895	557896	557897

The ABC rails are also available in white (RAL 9016). If white is requested add –WH to the item no. (xxxxxx-WH).

Special rail cuts

Cut-out for Combi-lock
See table above



Cut-out for trolley
See table above



Rails



2

Rails A+/B+/C+								
Rail A+	1 m	2 m	3 m	4 m	5 m	6 m	7 m	8 m
w/ charging liner	562361	562362	562363	562364	562365	562366		
Cut-out for trolley	562377	562378	562379	562380	562381	562382		
w/o charging liner	562601	562602	562603	562604	562605	562606		
Cut-out for trolley	562617	562618	562619	562620	562621	562622		
Rail B+	1 m	2 m	3 m	4 m	5 m	6 m	7 m	8 m
w/ charging liner			562367	562368	562369	562370	562371	562372
Cut-out for trolley			562383	562384	562385	562386	562387	562388
w/o charging liner			562607	562608	562609	562610	562611	562612
Cut-out for trolley			562623	562624	562625	562626	562627	562628
Rail C+	1 m	2 m	3 m	4 m	5 m	6 m	7 m	8 m
w/ charging liner					562373	562374	562375	562376
Cut-out for trolley					562389	562390	562391	562392
w/o charging liner					562613	562614	562615	562616
Cut-out for trolley					562629	562630	562631	562632

The ABC rails are also available in white (RAL 9016). If white is requested add -WH to the item no. (xxxxxx-WH).

3

Cut-out for trolleys 250 mm

	Grey	White
Rail A.....	558926	.558926-WH
Rail B.....	558927	.558927-WH
Rail A+.....	562337	.562337-WH
Rail B+.....	562338	.562338-WH




4

Cut-out for trolleys 620 mm

	Grey	White
Rail A.....	558928	.558928-WH
Rail B.....	558929	.558929-WH
Rail A+.....	562339	.562339-WH
Rail B+.....	562340	.562340-WH



Rails



5

Rail curves (rail A)

	Grey	White
30°	550015	550015-WH
45°	550016	550016-WH
60°	550017	550017-WH
90°	550018	550018-WH
90° large	550025	550025-WH



6

Rail curves (rail A+)

	Grey	White
30°	562409	562409-WH
45°	562410	562410-WH
60°	562411	562411-WH
90°	562412	562412-WH
90° large	562413	562413-WH

Rails



7

8



Wall rail

	Rail	White cover
3 m.	560813.	556013
4 m.	560814.	556014
5 m.	560815.	556015
7 m.	560817.	556017

Wall rail with charging liner

	Rail	White cover
3 m.	560803.	556013
4 m.	560804.	556014
5 m.	560805.	556015
7 m.	560807.	556017



9



GHZ traverse rail

	White
3 m.	557703
4 m.	557704
5 m.	557705



10

Combi-lock, 825 lbs (375 kg)
..... 555237

11



Turntable, electric

	Grey	White
560 lbs (255 kg)	550663	550663-WH
– with coating	551430	551430-WH
825 lbs (375 kg)	552882	552882-WH
– with coating	552984	552984-WH

12



Switch track, electric, 550 lbs (250 kg)

	Grey	White
60° right	553991	553991-WH
– with coating	551058	551058-WH
60° left	553995	553995-WH
– with coating	551059	551059-WH
90° right	553925	553925-WH
– with coating	554027	554027-WH
90° left	553926	553926-WH
– with coating	554028	554028-WH



13

Rail crossing module
Flexible division for set-ups with mobile walls
and folding doors 554528

Components for rail systems

14



Wall bracket end

end-mounted rail

Grey 550451
White 550471

15



Wall bracket end

side-mounted rail

Grey 550451
White 550471

16



Wall bracket side

end-mounted rail

Grey 550450
White 550472

17



Wall bracket side

side-mounted rail

Grey 550450
White 550472

18



Rail joint bracket

. 12448

19



**Ceiling bracket, standard
for straight rail and curve**

Grey 550402
White 550433

20



**Ceiling bracket, standard
for rail joints**

Grey 550402
White 550433

21



Assembly bracket

. 12336

22



**Ceiling bracket adjustable 5 mm
for Combi-lock**

Grey 555330
White 555567

23



**Lowered ceiling bracket standard
for straight rail and curve**

Grey 550403
White 550434

24



**Plasterboard bracket
max 560 lbs (255 kg)**

White 550452

Components for rail systems

25



Ceiling bracket, straight lowered for straight rail and curve

Length	Grey	White
250-450 mm	562015	562015-WH
451-650 mm	562016	562016-WH
651-850 mm	562017	562017-WH
851-1000 mm	562018	562018-WH
1001-1200 mm	562019	562019-WH
1201-1400 mm	562020	562020-WH
1401-1600 mm	562021	562021-WH
1601-1800 mm	562022	562022-WH
1801-2000 mm	562023	562023-WH

26



Ceiling bracket, straight lowered for Combi-lock

Length	Grey	White
316-520 mm	562060	562060-WH
521-720 mm	562061	562061-WH
721-920 mm	562062	562062-WH
921-1125 mm	562063	562063-WH
1071-1270 mm	562064	562064-WH
1271-1470 mm	562065	562065-WH
1471-1670 mm	562066	562066-WH
1671-1870 mm	562067	562067-WH
1871-2070 mm	562028	562028-WH

27



Upright support brackets

White as standard, RAL 9016

without foot	124841
with low foot (150 mm)	124801
with high foot (250 mm)	124811
Guideway for upright support	1248031

Grey is an option, RAL 9006

without foot	124844
with low foot (150 mm)	124804
with high foot (250 mm)	124814
Guideway for upright support	1248034

28



Ceiling bracket, lowered rod for straight rail and curve

Length	Grey	White
250 mm	550498	550499
500 mm	550436	550410
1000 mm	550437	550408
2000 mm	550438	550409

29



Stabilizing bracket

Length	Grey	White
500 mm	550417	550440
1000 mm	550418	550441
2000 mm	550419	550442

30



Ceiling bracket slope lowered

Length	Grey	White
250 mm	550412	550476
500 mm	550413	550477
1000 mm	550414	550474
2000 mm	550415	550475

Components for rail systems

31



Traverse trolley

For room covering systems mounted below the ceiling. Max. SWL 825 lbs (375 kg).

Grey550076
White550491

32



Traverse trolley Lowered 25 mm

For room covering systems where parallel rails are integrated/recessed into the ceiling. Max SWL 825 lbs (375 kg)

Grey554189
White551327

33



Traverse trolley cross Combi-lock

Must be used in room covering systems on the parallel rail closest to the Combi-lock or in systems with overhang of traverse rail. Max. SWL 825 lbs (375 kg).

Grey550779
White555205

34



Traverse trolley cross Combi-lock, lowered 25 mm

Must be used in room covering systems on the parallel rail that is integrated/recessed into the ceiling and closest to the Combi-lock or in systems with overhang of traverse rail. Max. SWL 825 lbs (375 kg).

Grey554526
White558664

35



Traverse trolley

For room covering systems mounted below the ceiling. Max. SWL 1100 lbs (500 kg).

Grey550078
White550493

36



Traversløbekat Heavy Duty, forlænget 25 mm

For room covering systems where parallel rails are integrated/recessed into the ceiling. Max. SWL 1100 lbs (500 kg).

Grey554546
White554548

37



Traverse trolley Heavy duty cross

For room covering systems with overhang of traverse rail. Max. SWL 1100 lbs (500 kg).

Grey559548
White559549

38



Traverse trolley long

For room covering systems where the traverse rail is longer than 5 meter. Max SWL 880 lbs (400 kg).

Grey556106
White555802

39



Traverse trolley long, lowered 25 mm

For room covering systems where the parallel rails are integrated/recessed into the ceiling. Max SWL 880 lbs (400 kg).

Grey558102
White560080

40



Traverse trolley for wall rails B traverse rail

Can only be used in combination with wall rail and B rail (traverse).

White560790
Kit for C-traverse rail560720

Components for rail systems

41



GHZ traverse trolley

Can only be used in combination with wall rails and GHZ traverse rail.

White556290

42



Adjustable traverse trolley lowered 25 mm

Max SWL 825 lbs (375 kg)

Grey561091

White 561091-WH

43



Traverse trolley short, lowered 25 mm

To be used when the hoist has to be placed/stored in a cupboard.

Max SWL 825 lbs (375 kg).

Set of two (left and right)

Grey561960

White 561960-WH

44



Drive motor for traverse rail

for traverse B and C rails.562425

45



Trolley assembly GH2 F and GH1 F – for curtain

Trolley that can pass through a rail gab (curtain rail for privacy).

..... 12776-8

46



Trolley GH3 – for curtain

Trolley that can pass through a rail gab (curtain rail for privacy).

.....550581

47



Trolley GH3+ with loadcell for curtain

Trolley that can pass through a rail gab (curtain rail for privacy).

.....550582

48



Trolley assembly ext. 25 mm GH3

.....554081

49



Trolley assembly ext. 50 mm GH3

.....552503

50



Pick-up assembly traverse trolley

For A, B, C and A+, B+, C+ rails

.....550094

51



Pick-up assembly for Wall rail

.....560770

52



Kit for C-rail – Wall rail

.....560720

Ceiling hoist system

Components for rail systems

53



Trolley assembly ext. 25 mm for GH1
.....554082

54



Trolley drive assembly ext. 25 mm
1 drive
.....554263

55



Travelling trolley for GH1 Q
.....552730

56



Rail joint tool
.....561164

57



Connector plate – wall rail
.....561446

58



Profile for ceiling, end
.....559229

59

Spacer lowering traverse rail

	Grey	White
15 mm551077551077-WH
20 mm551078551078-WH
30 mm551079551079-WH
35 mm551096551096-WH
40 mm551080551080-WH
50 mm551081551081-WH
60 mm551082551082-WH
70 mm551083551083-WH
80 mm551084551084-WH
90 mm551085551085-WH
100 mm551086551086-WH

Each package includes bolts and spacers



Components for rail systems



60

Side cover		1 m	2 m	3 m	4 m	5 m	6 m	7 m	8 m	100 m
Rail A side cover	Grey	550230	550231	550232	550233	550234	550235			550763
	White	550238	550239	550240	550241	550242	550243			550766
Rail B side cover	Grey			550246	550247	550248	550249	550250	550251	550764
	White			550252	550253	550254	550255	550256	550257	550767
Rail C side cover	Grey					550258	550259	550260	550261	550765
	White					550262	550263	550264	550265	550768

61



Cover for wall rail

	White
3 m.....	556013
4 m.....	556014
5 m.....	556015
7 m.....	556017
100 m.....	556078

62



End cover

	Grey	White
Rail A	550447	550463
Rail B	550448	550464
Rail C	550449	550465

63



End cover, white – wall rail

.....	560776
-------	--------

Components for rail systems

64



End stop cover – wall rail
.....560773

65



Top cover
50 m.561411
100 m.561410

66



Cover for trolley
Grey.550570
White550584




69



Charging liner connector
.....551432

67



Sealing Kit
1 set.559720

68



Accessory kit – Wall rail
2 sets.560780

70



Charging liner
6 m rail.550425
10 m rail.550427

71

Charging liner – wall rail
4 m561447
10 m.561448

Components for rail systems

72



Hand control for extension cable
GH3+552300
GH3+ drive552307
GH3552302
GH3 drive552301
GH1552619
GH1 F555903

73



Extension cable for hand control
GH3+552303
GH3552304
GH1552620
GH1 F555902

74



Remote control IR
for switch track/turntable/GH3.935034
for Positioning lock935039

Hand control with cable
for switch track/turntable.9350151

75



Wall switch – flush mounted
for switch track/turntable.9350471

Wall switch – surface mounted
for switch track/turntable.935049

76



Power supply
Transformer AC, class I550200
Power supply, GH1551244

77

EU	USA	UK	AU	CAN


Cable main power AC – white
EU554250
USA554251
UK554252
AU554253
CAN.....555878

78



End stop
Grey 12330
White 123301

79



Set of brakes for activity rail
..... 121664

80



Suspension eye for activity rail
..... 121662

81



Positioning lock – single
Must not be used in systems with Combi-lock
..... 562421

82



Positioning lock – room covering
Must not be used in systems with Combi-lock
Positioning lock – room covering 562423
Positioning lock – complete system (room covering and single) 562424

83



Weight cart, electrical
Incl. weights, 550 kg
..... 290880

84



Weight slice, 37 lbs (16.7 kg) for manual weight cart
..... 558468

85



Weight cart, manual
Max 455 kg
incl. 2 weight slices, 49.5 kg 290851
incl. 17 weight slices, 300 kg 290850



86

Free-standing room covering rail system


– height and length adjustable

Max capacity 560 lbs (255 kg)

Height min 81"/ max 113"^{x)} (min 2040 mm / max 2840 mm^{x)}

3 x 3 m (length min 128" / max 168"^{x)} (min 3200 mm / max 4200 mm^{x)} 554729

4 x 4 m (length min 168" / max 208"^{x)} (min 4200 mm / max 5200 mm^{x)} 557968



Swing lift II

Max lifting capacity 450 lbs (205 kg)

Length 2.5 m

. 17200



88

Free-standing single rail system

– height and length adjustable

Max capacity 560 lbs (255 kg)

Height min 2020 mm / max 2820 mm^{x)}

2.0 m (length min 2220 mm / max 3390 mm^{x)} 556000

2.5 m (length min 2720 mm / max 3890 mm^{x)} 553000

3.0 m (length min 3220 mm / max 4390 mm^{x)} 556297

^{x)} External measurements

GL5.2 Mobile lifter



1



GL5.2

Mobile lifter with electric width adjustment.
Max lifting capacity 340 or 450 lbs (155 or
205 kg). See table on page 32





2



3



4



GLS5.2
Active lifter with electric width adjustment.
Max. lifting capacity 340 or 450 lbs (155 or 205 kg). *See table on page 32*


GLS5.2 Standing sling
Supports the upper back under the shoulders to lower back.

Suitable for
• persons who can stand up but not raise themselves.
S/M 28336 (belt M . . . 281553)
L 28337 (belt XL . . 281573)
XL 28339 (belt 2XL . 281583)
2XL 28340 (belt 3XL . 281593)

GLS5.2 Hip support
Supports the hip part of the body.
Suitable for
• persons who can stand up but have a tendency to let the hip slide back.
. 28338

Variants – GL5.2 and GLS5.2

Item no.	Item name	Castors 4" (100 mm)	Castors 3" (80 mm)	Manuel lowering
562308	GL5.2 205 480 0000	x		
562309	GL5.2 155 480 0000	x		
562310	GL5.2 205 380 0000		x	
562311	GL5.2 155 380 0000		x	
562312	GL5.2 205 460 0000	x		x
562313	GL5.2 155 460 0000	x		x
562314	GL5.2 205 360 0000		x	x
562315	GL5.2 155 360 0000		x	x
552200	GLS5.2 155 560 0000			x
556001	GLS5.2 205 560 0000			x



5

6



Battery pack
Easy exchange and external charging possible
.....561553

External charger
.....561556

GTP1 – Transfer platform



7

8



GTP1
The GTP1 is a manual, mobile working tool that makes it easier to move standing and semi-independent users. Max. weight capacity of 175 kg.
.....560700



GTP1 Transfer belt
Supports the upper body.

Suitable for
• persons who can stand up themselves but need extra support during transfer.
S284141
M284151
L284161



Guldmann slings – a host of options

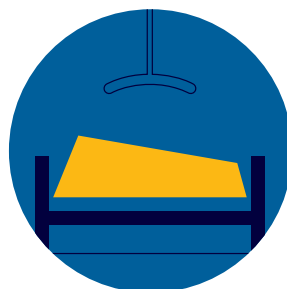
Using the appropriate sling is essential for efficient care, and to ensure comfort, dignity and safety for the patient without compromising the safety of the care provider.

You can find a sling for almost any care task in the extensive range of slings and lifting accessories, which can be used with both ceiling hoists and mobile lifters.

Transfer



Positioning



Lifting



Treatment



Mobilisation
and activation



Training



ABC Slings – Active

1



2



3



Active Trainer

Provides support around the chest and shoulder areas. Detachable leg straps give support around the hip area and prevent the user from sliding out of the sling.

Suitable for

- persons with reduced body balance, but must be able to bear weight on their legs
- walking training • supported standing and upright postures • early mobilization.

..... 2830xx

Active Micro

Supports the upper part of the body (from the pelvis to under the shoulders) around the chest and upper thigh. The chest straps tighten around the chest.

Suitable for

- lifting persons with head control, but with a reduced muscular strength of upper part of the body and above hip joint and thighbone
- for some persons with extension spasms
- in situations where the sling should be put on and taken off easily • lifting to and from a seated position • situations where a large opening at the bottom is required, such as access for toileting and hygiene.

..... 2840xx

Active Micro Plus

Supports the upper part of the body (from the pelvis to under the shoulders) around the chest and upper thigh. The chest straps tighten around the chest.

Suitable for

- lifting persons with head control, but with a reduced muscular strength of upper part of the body and above hip joint and thighbone
- for some persons with extension spasms
- in situations where the sling should be put on and taken off easily • lifting to and from a seated position • situations where a large opening at the bottom is required, such as access for toileting and hygiene.

..... 281xxx



ABC Slings – Active



4

Gait Trainer

Supports the upper part of the body and has leg cuffs for enhanced safety. Added comfort due to Spacer material.

Suitable for

- persons who have sufficient leg strength to stand upright, but need support due to reduced balance
- walking training
- supported standing and upright postures
- balance training early mobilization.

The sling is among other things designed for use in conjunction with the Guldmann Trainer Module.

..... 2832xx



◀ Watch instruction video

ABC Slings – Basic

5



6



7



Basic Basic
Supports the whole body excluding the head.

Suitable for
• lifting persons with head control and with or without body control • lifting to and from a seated or half-seated position (bed and wheelchair etc) • lifting and transfers from all patient furniture surfaces.
..... 270xxx

Basic Low
Supports the body up to shoulder height.

Suitable for
• lifting persons with head and body control • lifting to and from a seated position, (chair and bed etc.) • lifting and transfers from all patient furniture surfaces.
..... 271xxx

Basic High
Supports the whole body including the head.

Suitable for
• lifting persons with little control over their head and body • lifting to and from a lying position (bed and floor etc.) • lifting to and from a seated position • lifting and transfers from all patient furniture surfaces and the floor.
..... 272xxx



ABC Slings – Basic

8



9



Basic Shell

Supports the whole body and the head, but allows the arms to be outside the sling.

Suitable for

- lifting persons with little control over their head and body
- lifting to and from a lying position (bed and floor etc.)
- lifting to and from a seated position – letting the sling stay in the wheelchair.

..... 2750xx

Basic Comfort High

Supports the whole body and the head. The adjustable head support can be folded down when user is left in sitting position on the sling. Adds extra support around the hip and thigh area. Can be used as divided legs or as a cross over position, this also provides good support for the amputee.

Suitable for

- lifting persons with little control over their body
- lifting to and from a lying position (bed and floor etc.)
- lifting to and from a seated position
- persons who need added support around the hip and thighs + in situations where it is important that the thigh bone remains in a neutral position.

..... 2770xx



◀ Watch instruction video

ABC Slings – Custom

10



11



12



Sit-On II

Support the thighbone and back. The user sits on the sling. The design of the sling prevents the thighbone from an invert rotation when lifting.

Suitable for

- persons who need to stay sitting on the sling for long periods due to high weight or customized wheelchair.

..... 2970xx

Sit-On High II

Supports the thighbone, back and head. . The design prevents the thighbone from an invert rotation when lifting. The head support can be adjusted to suit the user's needs and can be folded away whilst sitting in a wheelchair.

Suitable for

- persons who need to stay sitting on the sling for long periods due to high weight or customized wheelchair.

..... 2980xx

Custom Amputee

Supports the whole body up to shoulder height and the pelvis region.

Suitable for

- lifting both single and double (above knee joint) amputees
- lifting double and high amputees
- lifting from a lying position. Head support should be used to support head.

..... 2900xx



ABC Slings – Custom

13



14



15



Sit-On Comfort

Supports the thighbone and back. The user sits on the sling. The design of the sling prevents the thighbone from an invert rotation when lifting. Added comfort due to the Spacer material.

Suitable for

- persons who remain on the sling for long periods due to high weight or customized wheelchair.

Other features

- material prevents heat generation between body and sling
- sling is fitted on the person while lying, but is used when lifting to and from a seated position in bed or wheelchair.

..... 2930xx

Sit-On Comfort High

Supports the thighbone, back and head. The adjustable head support can be folded down when user is left in sitting position on the sling. The design of the sling prevents the thighbone from an invert rotation when lifting. Added comfort due to the Spacer material.

Suitable for

- persons who remain on the sling for long periods due to high weight or customized wheelchair.

Other features

- material prevents heat generation between body and sling
- sling is fitted on the person while lying, and is used when lifting to and from a lying position.

..... 2940xx

Sit-On Comfort High Hygiene

Designed with an opening in the bottom of the sling. Supports the thighbone, back and head. The adjustable head support can be folded down. The design of the sling prevents the thighbone from an invert rotation when lifting. Added comfort due to the Spacer material.

Suitable for

- transfer from bed to toilet or toilet chair. It is not recommended to use the Sit-On Comfort High Hygiene sling as a traditional Sit-On sling in a wheelchair or similar device due to the risk of pressure on the sling's opening.

Other features (see Sit-On Comfort High)

..... 2941xx



ABC Slings – Kids

16



17



18



Basic Basic – Kids

Supports the whole body excluding the head. The inside belt offers an extra support of the body.

Suitable for

- lifting kids with head control and with or without body control
- lifting to and from a seated or half-seated position (bed and wheelchair etc.).

..... 270xxx

Basic High – Kids

Supports the whole body including the head. The inside belt offers an extra support of the body.

Suitable for

- lifting kids with little control over their head and body
- lifting to and from a lying position (bed, changing bench and floor etc.)

..... 272xxx

Active Vest – Kids

Supports the body and pelvis. The width can be adjusted.

Suitable for

- kids with reduced body balance
- walking training
- supports standing and upright postures
- playing.

..... 2831xx



ABC Slings – Kids

19



20



21



Sit-On Comfort – Kids

Supports the thighbone and back. The user sits on the sling. The design of the sling prevents the thighbone from an invert rotation when lifting. Added comfort due to the Spacer material.

Suitable for

- kids who remain on the sling for long periods due to customized wheelchair, or need lifting regularly.

Other features

- material prevents heat generation between body and sling
- sling is fitted on the child while lying, but is used when lifting to and from a seated position in bed or wheelchair

..... 2930xx

Sit-On Comfort High – Kids

Supports the thighbone, back and head. The adjustable head support can be folded down when user is left in sitting position on the sling. The design of the sling prevents the thighbone from an invert rotation when lifting. Added comfort due to the Spacer material.

Suitable for

- kids who remain on the sling for long periods due to high weight or customized wheelchair.

Other features

- material prevents heat generation between body and sling
- sling is fitted on the child while lying, and is used when lifting to and from a lying position.

..... 2940xx

Vest for Standing Shell – Kids

Supports the head and back

Suitable for

- lifting the child from a lying to a standing position
- used in conjunction with a standing shell to assist into a standing frame or table.

..... 2835xx

Slings and lifting accessories

Bariatric slings



Bariatric slings

22



Gait Trainer Bariatric, 1100 lbs (500 kg)

Supports the pelvis area and pannus.

Suitable for

- supporting the patient in a standing position, maximising comfort and support.
- One size283100

23



Basic High Bariatric, 1100 lbs (500 kg)

Supports the whole body including the head.

Suitable for

- lifting persons with little control over their head and body
- lifting to and from a lying position (bed and floor etc.)
- lifting to and from a seated position
- lifting and transfers from all patient furniture surfaces and the floor.

3XL standard2720913
4XL standard2720914
5XL standard2720916



◀ Watch instruction video

Bariatric slings



24



Leg sling



Used when legs need lifting and support. Possible activities are dressing, apply therapeutic sock/hose, access to hygiene, support of leg to apply ROM devices. Supplied in a box of 10 slings.28650



25



Pannus Support

Supports and lifts the pannus in a position that will ease the personal hygiene task and avoiding a manual lift of the pannus.

Suitable for

- bariatric persons with a large pannus
 - personal hygiene tasks in bed.
-28660



26



Twin Turner Bariatric

Makes it possible to roll a patient on both sides without removing the sling. Enables placing of sling under patients without having to roll or move them manually. Smaller surface area of material for this sling allows access to patient's skin for inspection, treatment and care.28760



27



**Repositioning sling Bariatric
1100 lbs (500 kg)**

A sling for use as part of the linen make-up of the patient bed; leave positioned underneath patient, ready to use for care tasks.

Suitable for

- rolling to side lying
 - repositioning patient up in bed
 - sitting forward head and trunk
 - supine lateral transfers to another surface such as beds + stretchers, full lift in supine and for weighing the patient, stripping bed linen, or other.
- Supplied in a box of 5 slings.284656

Slings and lifting accessories

Disposable slings



For efficient and hygienic lifting routines

Guldmann disposable slings are ideal for situations in which an extra-high hygiene standard is required due to risk of infection. The disposable slings are intended for single-patient use only and should be disposed of after discharge or after use when soaked or soiled.

Disposable slings

28



29



30



Disposable High, 450 lbs (205 kg)

Supports the whole body including the head. Same design as Guldmann Basic High sling.

Suitable for

- lifting persons without head and body control
- lifting to and from a lying position (bed, floor, etc)
- lifting to and from a seated position.

Material

Polypropylene
Supplied in a box of 10 slings. . . . 2836xx

Disposable High – Kids 450 lbs (205 kg)

Supports the whole body including the head. Same design as Guldmann Basic High
– Kids sling.

Suitable for

- lifting kids without head and body control
- lifting to and from a lying position (bed, floor, etc)
- lifting to and from a seated position.

Material

Polypropylene
Supplied in a box of 10 slings. . . . 2836xx

Disposable High Bariatric 1100 lbs (500 kg)

Supports the whole body including the head. Same design as Guldmann Basic High sling.

Suitable for

- lifting persons without head and body control
- lifting to and from a lying position (bed, floor, etc)
- lifting to and from a seated position.

Material

Polyester/cotton
Supplied in a box of 10 slings. . . . 2836xx

Disposable slings

31



32



33



Disposable Comfort High **560 lbs (255 kg)**

Supports the whole body. Adds extra support around the hip and thigh area. Can be used as divided legs or as a cross over position, this also provides good support for the amputee. Same design as Guldmann Basic Comfort High sling (see page 39).

Suitable for

- lifting persons with little control over their body
- lifting to and from a seated position
- persons who need added support around the hip and thighs + in situations where it is important that the thigh bone remains in a neutral position.

Material

Polyester

Supplied in a box of 5 slings. 2770xx

Disposable Micro Plus **450 lbs (205 kg)**

Supports the upper part of the body (from the pelvis to under the shoulders) around the chest and upper thigh. The chest straps tighten around the chest.

Suitable for

- lifting persons with head control, but with a reduced muscular strength of upper part of the body and above hip joint and thighbone
- for some persons with extension spasms
- in situations where the sling should be put on and taken off easily
- lifting to and from a seated position – situations where a large opening at the bottom is required, such as access for toileting and hygiene.

Material

Polyester

Supplied in a box of 5 slings. 2815xx

Disposable Gait Trainer **450 lbs (205 kg)**

Provides support around the chest and shoulder areas. Leg straps give support around the hip area and prevent the user from sliding out of the sling.

Suitable for

- persons with reduced body balance but able to carry weight on their legs
- walking training
- supported standing and upright postures
- early mobilization.

Material

Polyester

Supplied in a box of 5 slings. 2835xx

Disposable slings

34



Disposable Repositioning sling
1100 lbs (500 kg)

A sling for use as part of the linen make-up of the patient bed; leave positioned underneath patient, ready to use for care tasks. Same design as Guldmann Repositioning sling.

Suitable for

- rolling to side lying, repositioning patient up in bed
- sitting forward head and trunk
- supine lateral transfers to another surface such as beds + stretchers
- full lift in supine off of bed to zero bed scale
- change linen, or other.

Material

Polyester
Standard (photo)284555
Supplied in a box of 10 slings

35



Disposable OR

Supports the upper body when moving to and from the operating table in a horizontal position.

Suitable for

- the length and design of the sling makes it very useful for operative procedures on the lower regions of the patient's body, such as gynaecological or urology procedures.

Material

Polyester
Medium284855
Large284865
Lifting straps incl. snap hooks.284801
Supplied in a box of 10 slings

36



Disposable Horizontal sling standard
770 lbs (350 kg)

Supports the whole body.

Suitable for

- lifting a patient in a horizontal position.

Material

Polyester
.284631
Supplied in a box of 10 slings

Disposable slings



37

Disposable Leg sling II

Used when legs need lifting and support. Possible activities are dressing, apply therapeutic sock/hose, access to hygiene, support of leg to apply ROM devices. Same design as Guldmann Leg sling.

Material

Polypropylene

Supplied in a box of 10 slings 286501



38

Disposable Multi support sling

Supports lifting part of the body, upper body, pelvis, legs or arms.

Suitable for

- situations where parts of the body need to be lifted or supported – e.g. for placing X-RAY cassette.

Material

Polyester

. 284223

39



Disposable Twin Turner II

To be used when turning a user into lateral position. Enables placing of sling under the patient without having to roll or move them. Smaller surface area of material for this sling allows access to patient's skin for inspection, treatment and care. Same design as Guldmann Twin Turner.

Material

Polypropylene

Regular 287501

Large 287511

Supplied in a box of 10 slings



Slings and lifting accessories

Sizes and fabrics



Sizes and fabrics

ABC Slings		Kids	Kids	Kids	Kids	Kids	XS	S	M	L	XL	2XL	3XL
		2 - 4	4 - 6	6 - 10	10 - 14	10 - 16							
ACTIVE													
Active Micro	polyester						284031	284041	284051	284061	284071	284081	
Active Micro Plus	polyester		281001	281011	281021		281531	281541	281551	281561	281571	281581	
Active Trainer	polyester		283001	283011	283021		283031	283041	283051	283061	283071	283081	
BASIC													
Basic Basic	polyester		270001	270011	270021		270031	270041	270051	270061	270071	270081	270091 ^{x)}
Basic Basic	net		270103	270113	270123		270133	270143	270153	270163	270173	270183	
Basic Low	polyester						271031	271041	271051	271061	271071	271081	
Basic Low	net						271133	271143	271153	271163	271173	271183	
Basic High	polyester		272001	272011	272021		272031	272041	272051	272061	272071	272081	
Basic High	net		272103	272113	272123		272133	272143	272153	272163	272173	272183	
Basic Shell	net						275032	275042	275052	275062	275072		
Basic Comfort High	polyester						277031	277041	277051	277061	277071		
Basic Comfort High	net						277032	277042	277052	277062	277072	277082	
CUSTOM													
Sit-On II	net						297031	297041	297051	297061	297071		
Sit-On High II	net						298031	298041	298051	298061	298071	298081	298091
Sit-On Comfort	Spacer		293001	293011			293031	293041	293051	293061	293071		
Sit-On Comfort High	Spacer		294001	294011			294031	294041	294051	294061	294071	294081	294091
Sit-On Comfort High Hygiene	Spacer						294131	294141	294151	294161	294171		
Custom Amputee	polyester						290031	290041	290051	290061	290071		
Active Vest Kids ^{xx)}	polyester	2831000	283101	283111		283121							
Vest for Standing Shell ^{xx)}	polyester			283511		283521	283531						

Max lifting capacity for all Guldmann ABC slings: 560 lbs (255 kg)

x) Max lifting capacity for Basic Basic 3XL: 1100 lbs (500 kg)

xx) Max lifting capacity for Active Vest Kids / Vest for standing Shell: 220 lbs (100 kg)

Disposable Sling		Kids	XS	S	M	L	L/XL	XL	XL/2XL	2XL	2XL/3XL	3XL
		6 - 10										
Disposable Micro Plus	polyester		281535	281545	281555	281565		281575		281585		
Box of 5 slings												
Disposable Gait Trainer	polyester			283545	283555	283565		283575		283585		
Box of 5 slings												
Disposable High	polypropylene	283615	283635	283645	283655	283665		283675		283685		
Box of 10 slings												
Disposable High Bariatric	polyester/cotton						283672		283682		283692	
Box of 10 slings												
Disposable Comfort High	polyester		277035	277045	277055	277065		277075		277085		
Box of 5 slings												

For max lifting capacity see the specific disposable sling description page 48-49.





① **Center of sling marking**

② **Information-label**

Indicates all that the caregiver needs to know



③ **Label with size indication**

Makes it easy and simple to find the correct size of sling

④ **Padding in back section**

For added comfort on models with small back surface

⑤ **Positioning pocket**

All Basic slings are provided with a pocket to ease correct positioning of sling

⑥ **Colored loops**

The colored loops ensure symmetry in the lift

⑦ **Material**

Dirt repellent polyester characterized by its strength and elasticity

⑧ **Auxiliary straps**

It is possible to use auxiliary straps

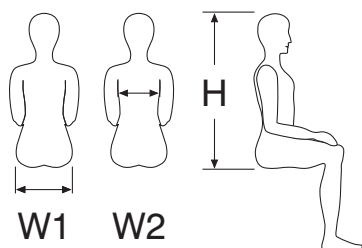
⑨ **Padding on legs**

All slings with divided leg supports have inset foam pads on legs. Easier to put on – smoother on skin

Sizes and fabrics

Guidelines on choosing the size of a sling

All dimensions in inches




Size / cm	W1	W2 ^{x)}	W2 ^{xx)}	H
Kids 2-4			18 ¹ / ₈ - 21 ² / ₈	
Kids 4-6	9 ⁷ / ₈ - 11 ¹ / ₈	21 ⁵ / ₈ - 35 ³ / ₈	19 ⁶ / ₈ - 25 ⁵ / ₈	17 ⁷ / ₈ - 23 ⁵ / ₈
Kids 6-10	11 - 13 ⁶ / ₈	25 ² / ₈ - 41	20 - 28 ⁶ / ₈	21 ⁵ / ₈ - 30 ³ / ₈
Kids 10-14	13 - 15	27 - 42 ² / ₈		26 ⁶ / ₈ - 31 ⁴ / ₈
Kids 10-16			22 - 29 ⁴ / ₈	
XS	13 - 14 ⁵ / ₈	28 ⁴ / ₈ - 44		29 ⁴ / ₈ - 32 ² / ₈
S	14 ¹ / ₈ - 15 ⁶ / ₈	30 - 45 ⁴ / ₈		31 ¹ / ₈ - 34 ² / ₈
M	15 ³ / ₈ - 16 ⁷ / ₈	31 ⁴ / ₈ - 47 ² / ₈		33 ³ / ₈ - 36 ² / ₈
L	16 ⁴ / ₈ - 17 ⁶ / ₈	35 ⁵ / ₈ - 51		35 ³ / ₈ - 38 ² / ₈
XL	17 ⁶ / ₈ - 19 ² / ₈	39 ² / ₈ - 55		37 ³ / ₈ - 40 ¹ / ₈
2XL	18 ⁷ / ₈ - 20 ¹ / ₈	43 ² / ₈ - 59		37 ³ / ₈ - 40 ¹ / ₈
3XL	21 ² / ₈ - 22 ⁷ / ₈			37 ³ / ₈ - 40 ¹ / ₈
4XL	22 ⁷ / ₈ - 24 ⁷ / ₈			37 ³ / ₈ - 40 ¹ / ₈
5XL	24 ⁴ / ₈ - 28 ⁷ / ₈			37 ³ / ₈ - 40 ³ / ₈

W2 = Chest measurements


x) Guideline for choosing Active Trainer and Gait Trainer

xx) Guideline for choosing Active Vest Kids

Fabrics



Polyester



Net
Polyester
Black



Net
Polyester
Grey



Spacer
Polyester
(Comfort)




Polyester
(Disposable)



Polypropylene
(Disposable)



**Polyester/
Cotton**
(Disposable
bariatric)



TENCEL®
(Antibacterial)

Care labelling

ABC slings



Normal washing at the indicated temperature



Do not use bleaching agent



Tumble dry at low temperature



Do not iron

Disposable sling

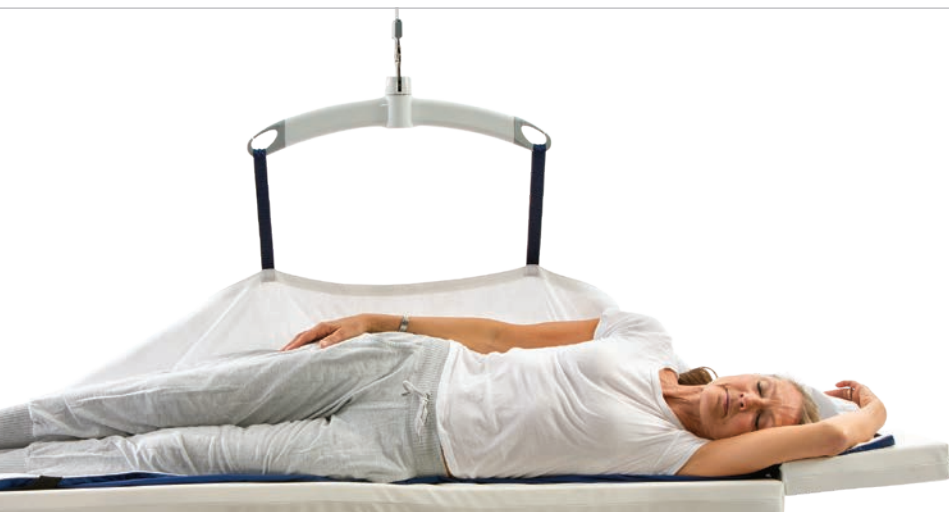
DO NOT WASH



All slings are provided with a label saying "DO NOT WASH" which becomes visible with a warning "DO NOT USE" when in contact with liquid as an additional safety measure. Disposable slings are used in situations where hygiene is important and to minimise the risk of cross infection.



40



Positioning sling

The positioning sling system makes it possible to easily turn the patient to one side or to a prone position, e.g. on the OR table. Using the sling together with the hoist prevents shear force and friction on the patient's skin and improves the working environment for the care staff.

Side positioning sling 284226

Prone positioning package:

2 x slings

2 x Multi Support slings

1 x security strap

. 284225

Turning and handling options



41



Repositioning sling, 1100 lbs (500 kg)

A sling for use as part of the linen make-up of the patient bed; leave positioned underneath patient, ready to use for care tasks.

Suitable for

- rolling to side lying • repositioning patient up in bed • sitting forward head and trunk
- supine lateral transfers to another surface such as beds + stretchers • full lift in supine to change linen, or other.

Material

Standard polyester (photo)

1830 mm28465

Standard net, 1830 mm.284658

Short polyester, 1350 mm284653

Long, 2130 mm284651

Supplied in a box of 10 slings



42



Repositioning sling, 560 lbs (255 kg)

A sling for use as part of the linen make-up of the patient bed; leave positioned underneath patient, ready to use for care tasks.

Suitable for

- rolling to side lying • repositioning patient up in bed • sitting forward head and trunk
- supine lateral transfers to another surface such as beds + stretchers • full lift in supine to change linen, or other.

Material

Spacer, 1990 mm284659

Supplied in a box of 5 slings



43



Repositioning sling, TENCEL® 825 lbs (375 kg)

A sling for use as part of the linen make-up of the patient bed; leave positioned underneath patient, ready to use for care tasks.

Suitable for

- rolling to side lying, repositioning patient up in bed • sitting forward head and trunk
- supine lateral transfers to another surface such as beds + stretchers • full lift in supine to change linen, or other.

Material

TENCEL® is an organic material with antibacterial and temperature regulating characteristics. The special TENCEL® fibres are exceptionally soft and gentle against sensitive skin.

2130 mm284657

Supplied in a box of 10 slings



Turning and handling options



44

OR Sling – Upper body

Supports the upper body when moving to and from the operating table in a horizontal position.

Suitable for

- the length and design of the sling makes it very useful for operative procedures on the lower regions of the patient's body, such as gynaecological or urology procedures.

Material

Polyester
Medium284851
Large284861
Lifting straps incl. snap hooks. . . .284801



45

Multi support sling

Supports lifting part of the body, upper body, pelvis, legs or arms.

Suitable for

- situations where parts of the body need to be lifted or supported – e.g. for placing X-RAY cassette.

.28467



46



Turner

Enables placing of sling under patient without having to roll or move them. Smaller surface area of material for this sling allows access to patient's skin for inspection, treatment and care.

.28700

47



Twin Turner

Makes it possible to roll a patient on both sides without removing the sling. Enables placing of sling under patients without having to roll or move them. Smaller surface area of material for this sling allows access to patient's skin for inspection, treatment and care.

Regular28750
Large28751

48



Leg sling

Used when legs need lifting and support. Possible activities are dressing, apply therapeutic sock/hose, access to hygiene, support of leg to apply ROM devices.

.28650

Supplied in a box of 10 slings

Lifting hanger options



49



Lifting hanger, medium, 825 lbs (375 kg)
Suitable for persons using a lifting sling in sizes M-3XL.

Function
To be used in connection with uncomplicated lifts and when using standard slings.
.....556890
With adjustable resistance turning .556930

50



Lifting hanger, small, 825 lbs (375 kg)
Suitable for persons using a lifting sling in sizes XS and S.

Function
To be used in connection with uncomplicated lifts and when using standard slings. The lifting hanger is recommended when using lifting slings size S and down.
.....556880
With adjustable resistance turning .556920

51



Lifting hanger, x-small, 825 lbs (375 kg)
Suitable for persons using a lifting sling in XS and Kid Sizes.

Function
To be used in connection with uncomplicated lifts and when using standard slings. The lifting hanger is recommended when using the "kids" lifting slings.
.....556870
With adjustable resistance turning .556910

52



Cross hanger, 1100 lbs (500 kg)
Suitable when larger spacing between back and leg straps of the lifting sling is required. To be used when lifting with GH3+ and GH3 Twin ceiling hoist.


The attachment top comes in two different versions:
GH3+ 1 strap 550444
GH3 Twin 2 straps 550800

53



Cross hanger, 880 lbs (400 kg)
Suitable when larger spacing between back and leg straps of the lifting sling is required. To be used when lifting with GH1, GH3, GH3+, GH3 Twin ceiling hoist and GL5 mobile lifter.
.....561610

Lifting hanger options



54

H Hanger, 825 lbs (375 kg)

Suitable when lifting persons where a large spacing between back and leg straps of the lifting sling is required, e.g. when lifting persons with a large abdomen/ stomach. The H Hanger is available with side hangers in 3 different sizes.

H Hanger – centre hanger.556950

Note: In addition you need to order 2 hangers of either x-small (556870) small (556880) or standard (556890)

55



Swing kit
.....554903

56



Connecting bar
Optional for GH3 Twin so diverse hangers can be utilized.
.....550544

57



Snap hook
.....561628

Slings and lifting accessories

Horizontal lifters



Horizontal lifters



58
Horizontal lifter, foldable
560 lbs (255 kg)
Suitable when a horizontal and stable lift is required, with weight adjustment. Can be used with either a complete lifting sheet or straps.
Horizontal lifter
incl. one lifting sheet28445
Lifting sheet.284485
Set of lifting straps incl. stiffener ...28448
Extra clamp2844529



59
Horizontal lifter, foldable
560 lbs (255 kg) 2 strap version
Suitable when a horizontal and stable lift is required, with weight adjustment. To be used with GH3 Twin. Can be used with either a complete lifting sheet or straps.
Horizontal lifter
incl. one lifting sheet28444
Lifting sheet.284485
Set of lifting straps incl. stiffener ...28448



60
Trolley for horizontal lifter
.....28443



Horizontal lifters

61

Horizontal lifting support

825 lbs (375 kg) incl. swivel link

Horizontal lifting support with infinitely variable weight adjustment. Can be used with GH3 ceiling hoists or with Guldmann mobile lifter.

.....28456

Horizontal sling, standard28463



62



63



Horizontal lifting support, 825 lbs (375 kg)

Horizontal lifting support with 10 different lifting positions.

Can be used with GH3 ceiling hoists or with Guldmann mobile lifter.

28466

Horizontal sling, standard28463

Mortuary lifting straps

Ease lifting in mortuary. Can take larger corpses / bodies.

The Individual straps allow easy access.

Standard incl. stiffener 284640

64



Bath chair – rustproof, 560 lbs (255 kg)

Suitable when a stable lift

into a swimming pool is required. 14600

65



Bath stretcher – rustproof, 560 lbs (255 kg)

Suitable when a stable and horizontal lift

into a swimming pool is required. 14610

Accessories



66

Head support

Supports the head without stimulating the neck reflexes. Suitable for persons with no head control.

.....28325

67



Sheepskin insets

Suitable for persons who need more gentle support of the thighbone

.....28315

68




Cover for lifting hanger

XS28316

S28317

M28318

69



Marking clips, 4 pcs

Red28477

Blue28478

Green.....28479

70



Auxiliary straps

Ease correct positioning of the user in the wheelchair. Use auxiliary straps to attach for handling.

.....28355

71



Extension straps for slings

Used in situations to achieve various sitting positions or where different lifting heights are required. *Set of two pcs.*

7¾" (20 cm)28470

11¾" (30 cm)28472

72



Lifting strap extension

0.5 m 550459-500

1.0 m 550459-1000

1.5 m 550459-1500

2.0 m 550459-2000



73



Smart Glide – rolls of 100 m

A slide sheet used for reducing friction between the user and the surface.
Maximum user weight 255 kg.


Material

Nylon with silicone coating.

Width M 100 cm.284472

Width L 140 cm.284473

74



Smart Glide Cutter

.....284479

75



Smart Glide Dispenser

Smart Glide Dispenser for wall mounting in either vertical or horizontal position.
Flexible for different width of rollers.

.....561470

76

Smart Glide Precut

Each piece of Smart Glide Precut is in a separate bag which can be used for storage.

The box is prepared for wall mounting.
Maximum user weight 255 kg.

100 cm x 125 cm

5 boxes of 20 pcs.561500

1 box of 20 pcs.561500-1

100 cm x 145 cm

5 boxes of 20 pcs.561501

1 box of 20 pcs.561501-1



77

Digital scale for ceiling hoist or mobile lifter

Battery operated digital scale.

- Digital scale, 300 kg
Standard Model RS560602
Class III Model RS, verifiable560604
Quick connect560648



78



Adapter kit – horizontal lifting devices
.....560633

79



Swivel link
For horizontal lifters and horizontal lifting supports.
.....284520

80



Holder for horizontal lifting support
.....556968



81



HC strap rest
To be placed on the lifting strap of the hoist
1 pcs559516
10 pcs559943

82



Holder for lifting hanger
.....556940

Accessories



83



Training kit for Positioning lock


For the Guldmann Positioning lock a complete training kit is available containing various training accessories
..... 293560

- The kit contains:
- A) Box with 30 m training tube: Orange (light) 558136
 - B) Box with 30 m training tube: Lime green (medium) . . . 558137
 - C) Box with 30 m training tube: Plum (hard) 558138
 - D) 2 hand grips for training tube 558139
 - E) Snap hook. 561628
 - F) 2 connecting straps 29356
 - G) 2 elastic lines: Blue (light) and black (hard) 561629
 - H) Multi support sling. 28467

A-H can be ordered separately



| Time to care |



US

V. Guldmann A/S
Graham Bells Vej 21-23A
DK-8200 Aarhus N
Tel. +45 8741 3100
info@guldmann.com
www.guldmann.com

Guldmann Inc.
14401 McCormick Drive
Unit A
Tampa, FL 33626
Tel. +1 800 664 8834
Tel. +1 813 880 0619
Fax +1 813 880 9558
info@guldmann.net
www.guldmann.net

**Guldmann
Care-Lift Solutions ULC**
5716 Coopers Avenue, Unit 9
L4Z 2E8 Mississauga, ON
Tel. +1 877 339 7779
Tel. +1 905 502 5438
Fax +1 813 880 9558
info@guldmann.net
www.guldmanncanada.ca



Guldmann US-2795_2/10/2023

Guldmann™