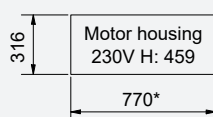
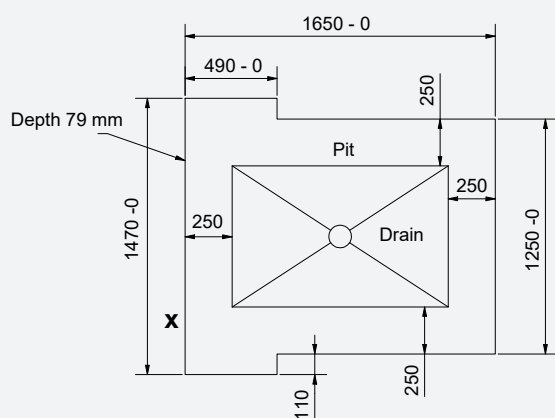
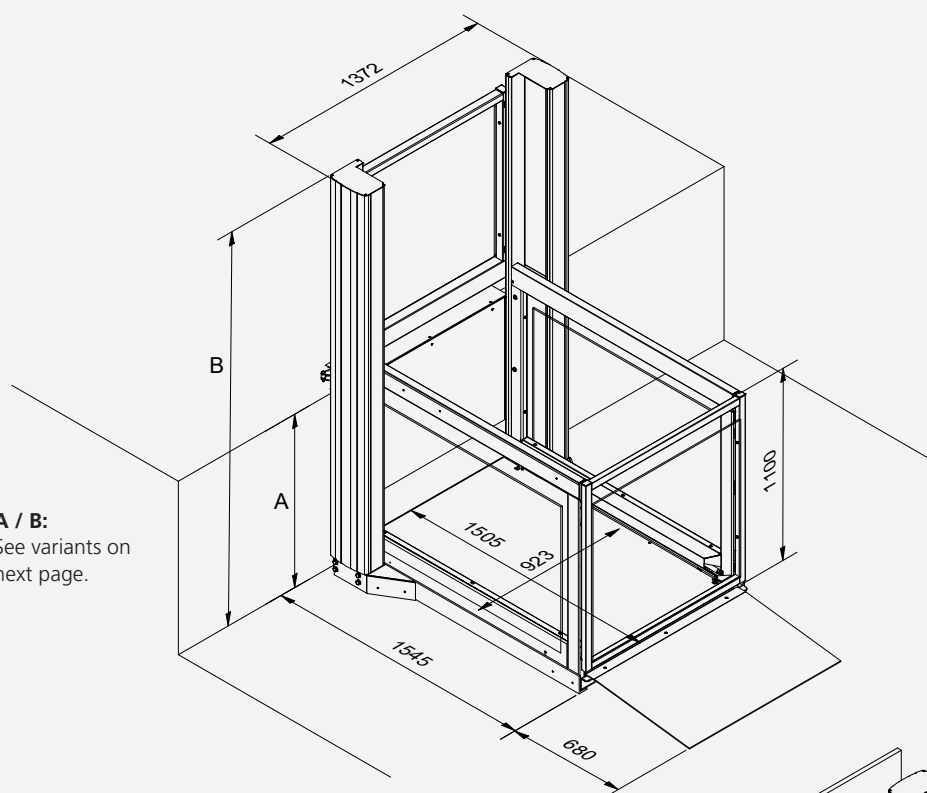
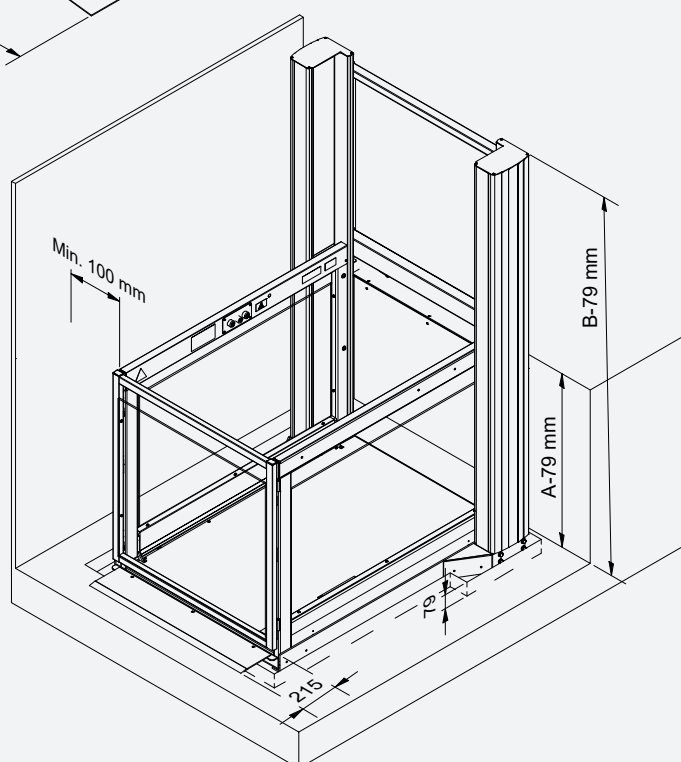


TECHNICAL SPECIFICATIONS - LP8

A / B:
See variants on
next page.



* Dimension only for motor housing.
Make sure to make room for cables
and hydraulic hose.



The external motor housing/engine box can be placed within a radius of 2.5 metres from the point X. Power point outlet 230V should be placed where the external motor housing is planned to be located.

The platform is to be set up with a minimum distance of 100 mm from handrail to wall to avoid danger of crushing.

LP8			
Functions			
Lifting capacity	352 kg		
Lifting speed	0.07 m/sec		
Lowering speed	Depending on workload (Can be adjusted on site)		
Factory adjustment: Workload = 0 kg Workload = 175 kg Workload = 350 kg	appr. 0.05 m/s appr. 0.07 m/s appr. 0.09 m/s		
Maximum lowering speed: Workload = 0 kg Workload = 175 kg Workload = 350 kg	appr. 0.07 m/s appr. 0.09 m/s appr. 0.12 m/s		
Height / Weight			
Variants / Item No.	Lifting height	Platform height	Own weight
309110	A 1000 mm	B 2275 mm	560 kg
309112	1200 mm	2475 mm	586 kg
309114	1400 mm	2675 mm	612 kg
309116	1600 mm	2875 mm	665 kg
309120	2000 mm	3433 mm	690 kg
309123	2300 mm	3883 mm	716 kg
309126	2600 mm	4334 mm	716 kg
309130	3000 mm	4933 mm	770 kg
Operation			
Electric	Operating panel		
Emergency stop	Electronic		
Emergency lowering	Mechanical		
Safety lists	Mechanical/electric safety lists		
Intended use	Outdoor/Indoor		
Noise level, max.	65 dB(A)		
Materials			
Materials	Aluminium and powder coated / electro-galvanized / hot-galvanized steel		
Colour	Grey RAL 7037		

LP8	
Electrical parts	
Supply voltage	230 Vac
Fuse	T10 A (on main PCB)
Power consumption:	
Standby	10 W
Operation	max. 1.2 KW
(Optional heating cable cassette)	max. 250 W
Control system voltage	24 Vdc
Hydraulic motor	230 Vac, 50 Hz 1.1 KW, 1400 r/min.
Hydraulic unit	
Working pressure	max. 86 Bar
Oil	0-1.6 m: min. 4.5 litres 2-3 m: min. 8 litres
Oil type	Shell Tellus S4
Application	
Indoor and outdoor temperature	-40°C - +50°C (At temperatures below the freezing point heating cable cassette is required)
Corrosion Class	C4
Accessories / Miscellaneous	
30907240	- Key switch on operating panels
557575	- 3 m hydraulics extension tube 3/8" for LP8 with part number 309110
559933	- 3 m hydraulics extension tube 1/4" for LP8 with part numbers 309112 - 039130
Item No. + -N	- Heating cable sheet
Item No. + -C	- Remote control
	- Sides and doors with perforated steel plates
	- Platform delivered including a two way communication system
Marking	
	The product is manufactured in compliance with the Council Directive 2006/42/EC of May 17th 2006.
Item Number/Model	
3091xx	LP8
30916100-L	Automatic door, lower level, left
30916100-R	Automatic door, lower level, right
30916300-L	Automatic door, upper level, left
30916300-R	Automatic door, upper level, right
Classification	
According to ISO 9999	18 30 06